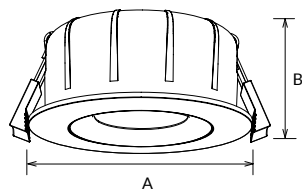
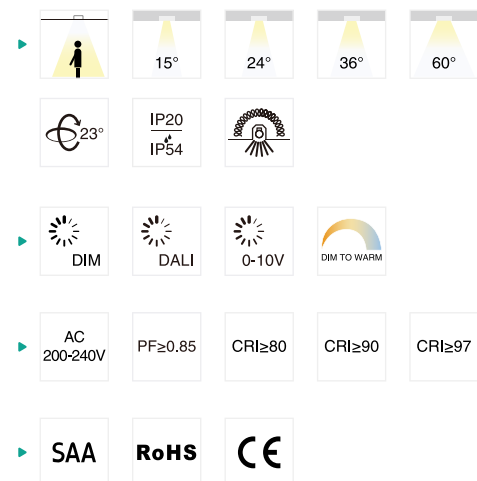




## NC140 Downlight



This downlight is a gyro design, it has a rear cover which is suitable for covering with insulation material directly. Adopt high lumen COB light source, ADC12 aluminum housing provides a great heat dissipation. 15°/24°/36°/60° beam angle provided, available for Dim to warm 2000-3000K. Lamp with female plug, driver with male plug, which make an easier installation. Tilt 23° in all directions(360°).

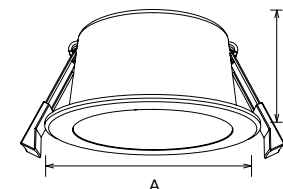


Code	Watt	Size(AxBmm)	Cut-out(mm)	Lumen(±5%)	N.W/pc(kgs)	Q'ty/CTN
NC140-2.5-8W-D	8W	Ø96x44	Ø83	890lm	0.26	40PCS
NC140-2.5-8W-DW	8W	Ø96x44	Ø83	450lm	0.26	40PCS

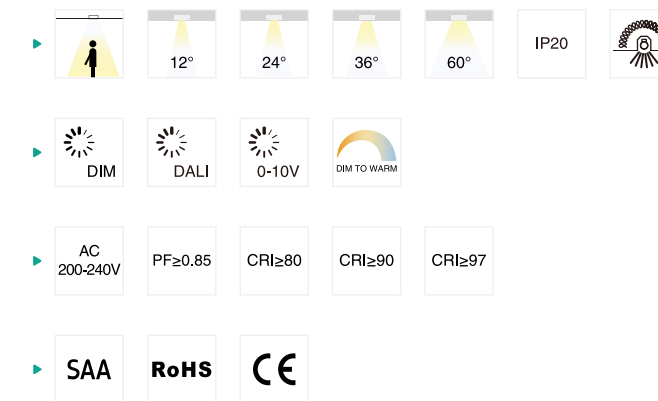
CCT — 2700K 3000K 4000K 5000K Trim — White Black Silver Nickel Brushed



## NC128 Downlight



NC128 LED downlight is gyro design which is suitable for covering with insulation material directly. It adopts high lumen COB light source, ADC12 aluminum housing provides a great heat dissipation. Different lighting angle with tilt 30° in all directions(360°) and Dim-to-Warm version (2000K~3000K) are available.



Code	Watt	Size(AxBmm)	Cut-out(mm)	Lumen(±5%)	N.W/pc(kgs)	Q'ty/CTN
NC128-2.5-8W-D	8W	Ø95x50	Ø83-86	864lm	0.30	40PCS
NC128-2.5-8W-DW	8W	Ø95x50	Ø83-86	445lm	0.30	40PCS

CCT — 2700K 3000K 4000K 5000K Trim — White Black Silver Nickel Brushed