

Wall Pack


WP-01G2

LED Wall Pack Light



Features:

- Soft light with high light effect.
- Cold lighting source, no heat radiation, no harmful metal mercury, and environmental protection.
- Low power consumption, long lifespan, good stability, high reliability.
- Compared with the filament lamp of the same light effect , 80% reduction in energy consumption.
- Novel design, elegant and beautiful, with modern lighting features, easy to install and adjust.



Specification:

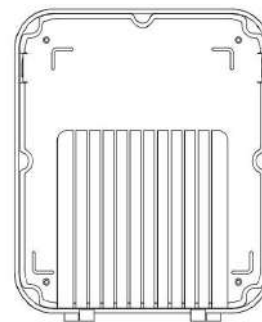
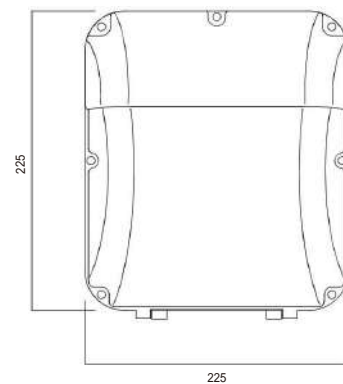
- Nicely ADC12 Die-Casting Aluminum alloy Housing
- IK10 strong protection, good optical function
- Life Span: >50,000 Hours
- Operating Temperature: -20-50°C
- Storage Temperature: -40-60°C

Driver Brand: 

LED Brand: 



Code	Power	Lumen	CCT	CRI	Weight(kg)	Beam Angle
WP20W-01G2	20W	110lm/W	3000K	>70	1.45	120°
WP20W-01G2	20W	115lm/W	4000K	>70	1.45	120°
WP20W-01G2	20W	120lm/W	5700K	>70	1.45	120°



Code	Power	Lumen	CCT	CRI	Weight(kg)	Beam Angle
WP30W-01G2	30W	110lm/W	3000K	>70	1.58	120°
WP30W-01G2	30W	115lm/W	4000K	>70	1.58	120°
WP30W-01G2	30W	120lm/W	5700K	>70	1.58	120°

